



Google Classroom

A Quick Guide for Parents

What is Google Classroom?

Google Classroom is a digital platform where **teachers** post announcements to a classroom of students, assign classwork, and provide feedback to students.

In Google Classroom, **students** can read announcements from their teacher, see and complete their classwork, and receive feedback from their teacher on work.

Walden Academy Student Usernames and Passwords

Your student(s) have their own Google account that they use to log in. They can access Google Classroom in addition to Google Docs, Slides, Forms, and other Google Apps with their Walden credentials.

Your student's email and password are in this format:

Email: **first initial + last initial + graduation year@waldenacademy.org**



Password: **Get from your teacher**

Example: Sample Student
Username: **sstudnet2031@waldenacademy.org**

Access




There are different ways to access Google Classroom, depending on the device being used:

Walden Chromebook:

1. Students enter their Google email and password to log on to their Chromebook. If it is a Walden Chromebook, they DO NOT need to type @waldenacademy.org as that is already part of the log in screen.
2. Look at the toolbar along the bottom. If the Google Classroom icon  appears, click the icon to open.
3. If it does not appear, click on the Launcher  in the lower left hand corner. Search Classroom and it will open Google Classroom in the Chrome web browser.
4. Click on the class to see announcements and assignments.



Personal Computer/Laptop:

1. Open a web browser. Type in www.google.com.
2. Click  in the upper right hand corner.
3. Your student will log in with their Walden Academy email and password.
4. Then use the waffle  to see all Google Apps and select Classroom .
5. Click on the class to see announcements and assignments.





iPad/Tablet/Phone:

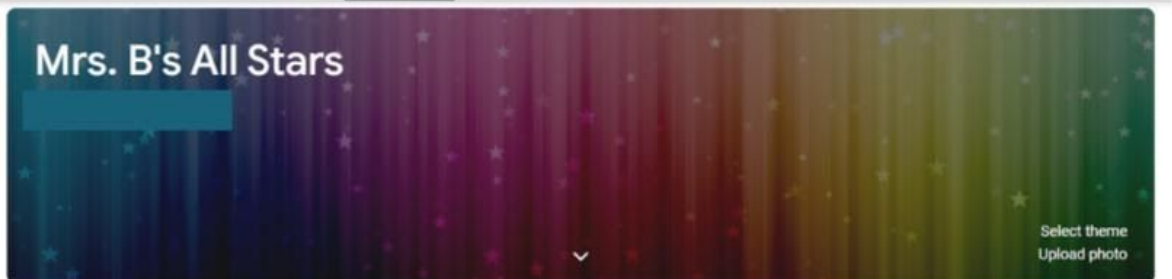
1. Go to the [App Store](#) (Apple) or [Play Store](#) (Android) and search "Google Classroom."
This is a free app.
2. Download to your device and open the app.
3. When prompted, students log in with their CUSD email and password.
4. Click on the class to see announcements and assignments.

Finding Announcements and Assignments in Google Classroom

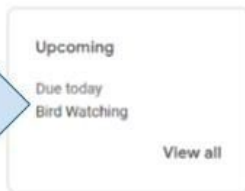
The "Stream" tab shows every announcement and assignment posted with the newest posts at the top.

The "Classwork" tab shows ONLY the assignments posted

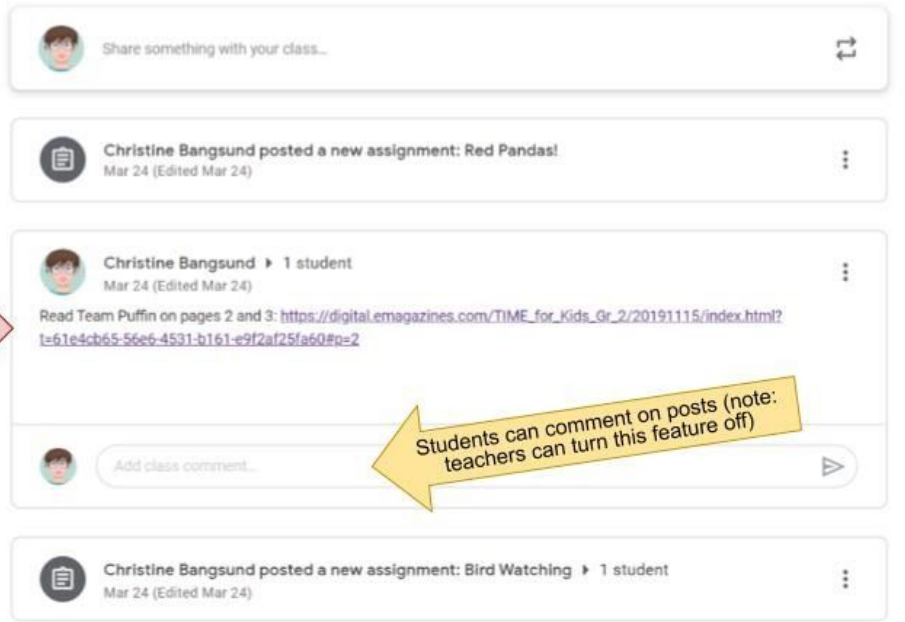
Stream Classwork People Grades







Assignments that are due soon



Announcements and Assignments will be posted here



Other Tips

- Check Google Classroom daily for new announcements and assignments.
- Your student must be logged in with their Walden Academy username/password in order to see assignments, parent/guardian emails will not work.
- If you are in Google Classroom and it appears that there are no classes for your student, check the upper left hand corner, next to the waffle . Make sure your student is logged in. You'll see their first initial or an image in the circle to the right of the waffle.   
- Contact your student's teacher if you have questions.